


- Replaces CKM 501 B series

Applications & Characteristics

- Railway signalling
- High-temperature (125°C)
- High capacitance stability
- Harmonized circuits
- Filtering
- High-reliability circuits
- Security applications
- Instrumentation



CKS 501 B

Main Characteristics

- Construction based on CECC30500 - CECC30501
- Dry-film (PPS)
- Built according to NFF62-102, PPS dielectric
- Operating voltage range : 40 VDC to 630 VDC
- Climatic category: 55/125/56
- Tolerances $\pm 20\%$, $\pm 10\%$, $\pm 5\%$, $\pm 2\%$

Construction

- Metallized PPS film
- Self-extinguishing plastic housing (UL94-V0)
- Radial, tinned-copper terminals
- Resin-epoxy end-seal (UL94-V0)
- Exterior electrode marking on request

1.0 Operating Values

DC	Nominal Voltage U_R [VDC]	$\leq 85^\circ\text{C}$	B	40	63	160	250	400	630
			C	63	100	250	400	630	-
	Category Voltage U_C [VDC] = $0.5x_r$	$\leq 125^\circ\text{C}$	B	20	31.5	80	125	200	315
	Test Voltage U_T [VDC] = $1.6xU_r$	1 min / 23°C	B	64	100	160	400	640	1000
AC	Nominal Voltage $U_{N-50/60}$ Hz [VAC]	$\leq 85^\circ\text{C}$	B	25	40	100	160	200	275

2.0 Voltage and Capacitance Combinations.

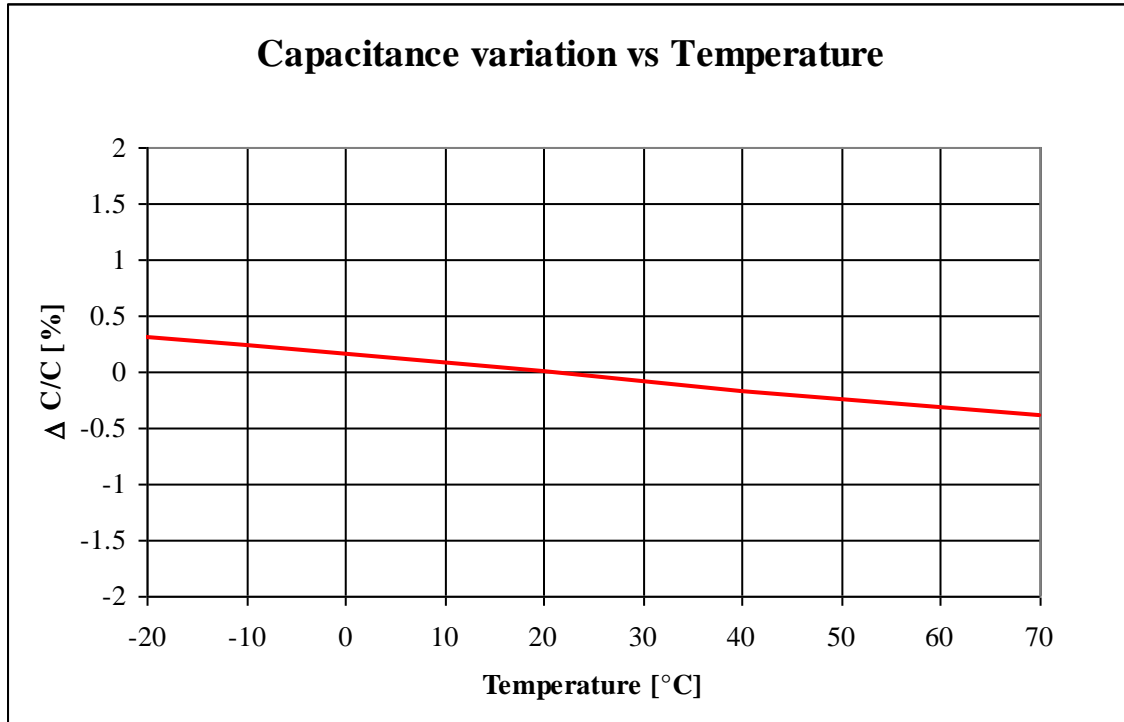
Cn =>	1.0 nF	4.7 nF	10 nF	33 nF	56 nF	0.47 µF	1.0 µF	2.2 µF	4.7 µF	10 µF	22 µF
40 VDC											
63 VDC											
160 VDC											
250 VDC											
400 VDC											
630 VDC											

3.0 Characteristics

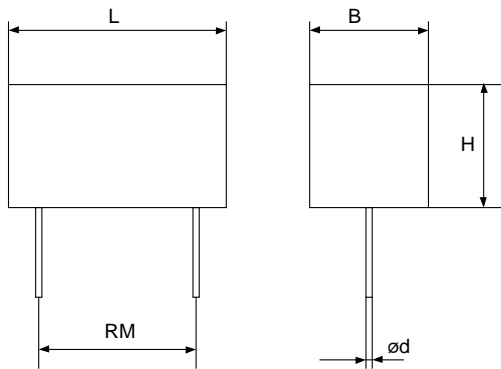
			Min	Typ.	Max
Dissipation Factor at 1 kHz	tgδ [x 10 ⁻⁴]	≤ 1 µF			18
		> 1 µF			25
Insulation Resistance 1min at 23°C *	R _i [MΩ]	≤ 0.22 µF U _r ≤ 63 V	22'500		
		U _r > 63 V	45000		
Time Constant 1min at 23°C *	R _i C [s]	> 0.22 µF U _r ≤ 63 V	5'000		
		U _r > 63 V	10'000		

- * U_r ≤ 63 V measured at U_r
 U_r > 63 V measured < 100 V

4.0 Capacitance variation vs temperature change.



5.0 Dimensions.



L [mm]	11	14	18	31.5
RM [mm]	7.62	10.16	15.24	27.94
ød [mm]	0.6	0.6	0.8	1.0

Metallized PPS Capacitors for extreme capacitance stability

CKS 501 B Series

CKS 501 B 40 VDC

B4F6	Type	Cn [μF]	Dimension					
			Bac	B [mm]	H [mm]	L [mm]	ø fil [mm]	RM [mm]
1	CKS 501 B 4-156 (K)	0.056	B	5.0	9.5	14.0	0.6	10.16
2	CKS 501 B 4-168 (K)	0.068	B	5.0	9.5	14.0	0.6	10.16
3	CKS 501 B 4-010 (K)	0.10	B	5.0	9.5	14.0	0.6	10.16
4	CKS 501 B 4-015 (K)	0.15	C	6.5	11.5	14.0	0.6	10.16
5	CKS 501 B 4-022 (K)	0.22	C	6.5	11.5	14.0	0.6	10.16
6	CKS 501 B 4-033 (K)	0.33	D	6.5	11.5	18.0	0.8	15.24
7	CKS 501 B 4-047 (K)	0.47	D	6.5	11.5	18.0	0.8	15.24
8	CKS 501 B 4-068 (K)	0.68	E	8.0	12.5	18.0	0.8	15.24
9	CKS 501 B 4-1.0 (K)	1.00	F	8.0	12.5	18.0	0.8	15.24
10	CKS 501 B 4-1.5 (K)	1.50	G	9.5	16.5	18.0	0.8	15.24
11	CKS 501 B 4-2.2 (K)	2.20	H	9.5	16.5	18.0	0.8	15.24
12	CKS 501 B 4-3.3 (K)	3.30	I	9.0	16.5	31.5	1.0	27.94
13	CKS 501 B 4-4.7 (K)	4.70	J	9.0	16.5	31.5	1.0	27.94
14	CKS 501 B 4-6.8 (K)	6.80	K	12.0	18.0	31.5	1.0	27.94
15	CKS 501 B 4-10 (K)	10.00	L	13.5	21.0	31.5	1.0	27.94
16	CKS 501 B 4-15 (K)	15.00	M	16.0	26.0	31.5	1.0	27.94
17	CKS 501 B 4-22 (K)	22.00	N	20.0	29.0	31.5	1.0	27.94

CKS 501 B 63 VDC

B4F6	Type	Cn [μF]	Dimension					
			Bac	B [mm]	H [mm]	L [mm]	ø fil [mm]	RM [mm]
1	CKS 501 B 6-133 (K)	0.033	B	5.0	9.5	14.0	0.6	10.16
2	CKS 501 B 6-147 (K)	0.047	B	5.0	9.5	14.0	0.6	10.16
3	CKS 501 B 6-168 (K)	0.068	C	6.5	11.5	14.0	0.6	10.16
4	CKS 501 B 6-010 (K)	0.10	C	6.5	11.5	14.0	0.6	10.16
5	CKS 501 B 6-015 (K)	0.15	D	6.5	11.5	18.0	0.8	15.24
6	CKS 501 B 6-022 (K)	0.22	D	6.5	11.5	18.0	0.8	15.24
7	CKS 501 B 6-033 (K)	0.33	E	8.0	12.5	18.0	0.8	15.24
8	CKS 501 B 6-047 (K)	0.47	F	8.0	12.5	18.0	0.8	15.24
9	CKS 501 B 6-068 (K)	0.68	G	9.5	16.5	18.0	0.8	15.24
10	CKS 501 B 6-1.0 (K)	1.00	H	9.5	16.5	18.0	0.8	15.24
11	CKS 501 B 6-1.5 (K)	1.50	I	9.0	16.5	31.5	1.0	27.94
12	CKS 501 B 6-2.2 (K)	2.20	J	9.0	16.5	31.5	1.0	27.94
13	CKS 501 B 6-3.3 (K)	3.30	K	12.0	18.0	31.5	1.0	27.94
14	CKS 501 B 6-4.7 (K)	4.70	L	13.5	21.0	31.5	1.0	27.94
15	CKS 501 B 6-6.8 (K)	6.80	M	16.0	26.0	31.5	1.0	27.94
16	CKS 501 B 6-10 (K)	10.00	N	20.0	29.0	31.5	1.0	27.94

Leclanché Capacitors for Critical Applications and Extreme Environments.

1400 Yverdon, Switzerland. Tel. +41 24 445 66 88 - Fax +41 24 445 66 89 capinfo@Lcap.ch www.Lcap.ch

Metallized PPS Capacitors for extreme capacitance stability

CKS 501 B Series

CKS 501 B 160 VDC

B4F6	Type	Cn [μF]	Dimension					
			Bac	B [mm]	H [mm]	L [mm]	ø fil [mm]	RM [mm]
1	CKS 501 B 16-110 (K)	0.010	B	5.0	9.5	14.0	0.6	10.16
2	CKS 501 B 16-115 (K)	0.015	B	5.0	9.5	14.0	0.6	10.16
3	CKS 501 B 16-122 (K)	0.022	B	5.0	9.5	14.0	0.6	10.16
4	CKS 501 B 16-133 (K)	0.033	C	6.5	11.5	14.0	0.6	10.16
5	CKS 501 B 16-147 (K)	0.047	C	6.5	11.5	14.0	0.6	10.16
6	CKS 501 B 16-168 (K)	0.068	D	6.5	11.5	18.0	0.8	15.24
7	CKS 501 B 16-010 (K)	0.10	D	6.5	11.5	18.0	0.8	15.24
8	CKS 501 B 16-015 (K)	0.15	E	8.0	12.5	18.0	0.8	15.24
9	CKS 501 B 16-022 (K)	0.22	F	8.0	12.5	18.0	0.8	15.24
10	CKS 501 B 16-033 (K)	0.33	G	9.5	16.5	18.0	0.8	15.24
11	CKS 501 B 16-047 (K)	0.47	H	9.5	16.5	18.0	0.8	15.24
12	CKS 501 B 16-068 (K)	0.68	I	9.0	16.5	31.5	1.0	27.94
13	CKS 501 B 16-1.0 (K)	1.00	J	9.0	16.5	31.5	1.0	27.94
14	CKS 501 B 16-1.5 (K)	1.50	K	12.0	18.0	31.5	1.0	27.94
15	CKS 501 B 16-2.2 (K)	2.20	L	13.5	21.0	31.5	1.0	27.94
16	CKS 501 B 16-3.3 (K)	3.30	M	16.0	26.0	31.5	1.0	27.94
17	CKS 501 B 16-4.7 (K)	4.70	N	20.0	29.0	31.5	1.0	27.94

CKS 501 B 250 VDC

B4F6	Type	Cn [μF]	Dimension					
			Bac	B [mm]	H [mm]	L [mm]	ø fil [mm]	RM [mm]
1	CKS 501 B 25-247 (K)	0.0047	A	5.0	9.5	11.0	0.6	7.62
2	CKS 501 B 25-268 (K)	0.0068	A	5.0	9.5	11.0	0.6	7.62
3	CKS 501 B 25-110 (K)	0.010	B	5.0	9.5	14.0	0.6	10.16
4	CKS 501 B 25-115 (K)	0.015	C	6.5	11.5	14.0	0.6	10.16
5	CKS 501 B 25-122 (K)	0.022	C	6.5	11.5	14.0	0.6	10.16
6	CKS 501 B 25-133 (K)	0.033	D	6.5	11.5	18.0	0.8	15.24
7	CKS 501 B 25-147 (K)	0.047	D	6.5	11.5	18.0	0.8	15.24
8	CKS 501 B 25-168 (K)	0.068	E	8.0	12.5	18.0	0.8	15.24
9	CKS 501 B 25-010 (K)	0.10	F	8.0	12.5	18.0	0.8	15.24
10	CKS 501 B 25-015 (K)	0.15	G	9.5	16.5	18.0	0.8	15.24
11	CKS 501 B 25-022 (K)	0.22	H	9.5	16.5	18.0	0.8	15.24
12	CKS 501 B 25-033 (K)	0.33	I	9.0	16.5	31.5	1.0	27.94
13	CKS 501 B 25-047 (K)	0.47	J	9.0	16.5	31.5	1.0	27.94
14	CKS 501 B 25-068 (K)	0.68	K	12.0	18.0	31.5	1.0	27.94
15	CKS 501 B 25-1.0 (K)	1.00	L	13.5	21.0	31.5	1.0	27.94
16	CKS 501 B 25-1.5 (K)	1.50	M	16.0	26.0	31.5	1.0	27.94
17	CKS 501 B 25-2.2 (K)	2.20	N	20.0	29.0	31.5	1.0	27.94

Leclanché Capacitors for Critical Applications and Extreme Environments.

1400 Yverdon, Switzerland. Tel. +41 24 445 66 88 - Fax +41 24 445 66 89 capinfo@Lcap.ch www.Lcap.ch

Metallized PPS Capacitors for extreme capacitance stability

CKS 501 B Series

CKS 501 B 400 VDC

B4F6 Pos.	Type	Cn [μF]	Dimension					
			Bac	B [mm]	H [mm]	L [mm]	ø fil [mm]	RM [mm]
1	CKS 501 B 40-210 (K)	0.0010	A	5.0	9.5	11.0	0.6	7.62
2	CKS 501 B 40-215 (K)	0.0015	A	5.0	9.5	11.0	0.6	7.62
3	CKS 501 B 40-222 (K)	0.0022	A	5.0	9.5	11.0	0.6	7.62
4	CKS 501 B 40-233 (K)	0.0033	A	5.0	9.5	11.0	0.6	7.62
5	CKS 501 B 40-247 (K)	0.0047	B	5.0	9.5	14.0	0.6	10.16
6	CKS 501 B 40-268 (K)	0.0068	C	6.5	11.5	14.0	0.6	10.16
7	CKS 501 B 40-110 (K)	0.010	C	6.5	11.5	14.0	0.6	10.16
8	CKS 501 B 40-115 (K)	0.015	D	6.5	11.5	18.0	0.8	15.24
9	CKS 501 B 40-122 (K)	0.022	D	6.5	11.5	18.0	0.8	15.24
10	CKS 501 B 40-133 (K)	0.033	E	8.0	12.5	18.0	0.8	15.24
11	CKS 501 B 40-147 (K)	0.047	F	8.0	12.5	18.0	0.8	15.24
12	CKS 501 B 40-168 (K)	0.068	G	9.5	16.5	18.0	0.8	15.24
13	CKS 501 B 40-010 (K)	0.10	H	9.5	16.5	18.0	0.8	15.24
14	CKS 501 B 40-015 (K)	0.15	I	9.0	16.5	31.5	1.0	27.94
15	CKS 501 B 40-022 (K)	0.22	J	9.0	16.5	31.5	1.0	27.94
16	CKS 501 B 40-033 (K)	0.33	K	12.0	18.0	31.5	1.0	27.94
17	CKS 501 B 40-047 (K)	0.47	L	13.5	21.0	31.5	1.0	27.94
18	CKS 501 B 40-068 (K)	0.68	M	16.0	26.0	31.5	1.0	27.94
19	CKS 501 B 40-1.0 (K)	1.00	N	20.0	29.0	31.5	1.0	27.94

Leclanché Capacitors for Critical Applications and Extreme Environments.

1400 Yverdon, Switzerland. Tel. +41 24 445 66 88 - Fax +41 24 445 66 89 capinfo@Lcap.ch www.Lcap.ch

Metallized PPS Capacitors for extreme capacitance stability

CKS 501 B Series

CKS 501 B 630 VDC

B4F6	Type	Cn [μF]	Dimension					
			Bac	B [mm]	H [mm]	L [mm]	ø fil [mm]	RM [mm]
1	CKS 501 B 63-210 (K)	0.0010	A	5.0	9.5	11.0	0.6	7.62
2	CKS 501 B 63-215 (K)	0.0015	A	5.0	9.5	11.0	0.6	7.62
3	CKS 501 B 63-222 (K)	0.0022	B	5.0	9.5	14.0	0.6	10.16
4	CKS 501 B 63-233 (K)	0.0033	B	5.0	9.5	14.0	0.6	10.16
5	CKS 501 B 63-247 (K)	0.0047	C	6.5	11.5	14.0	0.6	10.16
6	CKS 501 B 63-282 (K)	0.0082	D	6.5	11.5	18.0	0.8	15.24
7	CKS 501 B 63-110 (K)	0.010	E	8.0	12.5	18.0	0.8	15.24
8	CKS 501 B 63-115 (K)	0.015	F	8.0	12.5	18.0	0.8	15.24
9	CKS 501 B 63-122 (K)	0.022	F	8.0	12.5	18.0	0.8	15.24
10	CKS 501 B 63-133 (K)	0.033	G	9.5	16.5	18.0	0.8	15.24
11	CKS 501 B 63-147 (K)	0.047	H	9.5	16.5	18.0	0.8	15.24
12	CKS 501 B 63-168 (K)	0.068	I	9.0	16.5	31.5	1.0	27.94
13	CKS 501 B 63-010 (K)	0.10	J	9.0	16.5	31.5	1.0	27.94
14	CKS 501 B 63-015 (K)	0.15	K	12.0	18.0	31.5	1.0	27.94
15	CKS 501 B 63-022 (K)	0.22	L	13.5	21.0	31.5	1.0	27.94
16	CKS 501 B 63-033 (K)	0.33	M	16.0	26.0	31.5	1.0	27.94
17	CKS 501 B 63-047 (K)	0.47	N	20.0	29.0	31.5	1.0	27.94

Leclanché Capacitors for Critical Applications and Extreme Environments.

1400 Yverdon, Switzerland. Tel. +41 24 445 66 88 - Fax +41 24 445 66 89 capinfo@Lcap.ch www.Lcap.ch