

The logo for Catalyst HD, featuring a stylized '@' symbol in a yellow circle followed by the word 'catalyst' in a grey sans-serif font and 'HD' in a blue box with white text.

@catalyst HD

A patient lying on a blue cushioned table inside a radiation therapy machine. The machine's gantry is visible above, and a 'catalyst' device is mounted on the ceiling. The scene is brightly lit, suggesting a clinical setting.

## The Precise Answer to Stereotactic Radiation Therapy

---

The logo for C-RAD, consisting of a stylized orange and grey 'C' shape followed by the text 'C-RAD' in a bold, orange sans-serif font.

C-RAD

# Catalyst HD™ for Full Patient Control and Accurate Dose Delivery

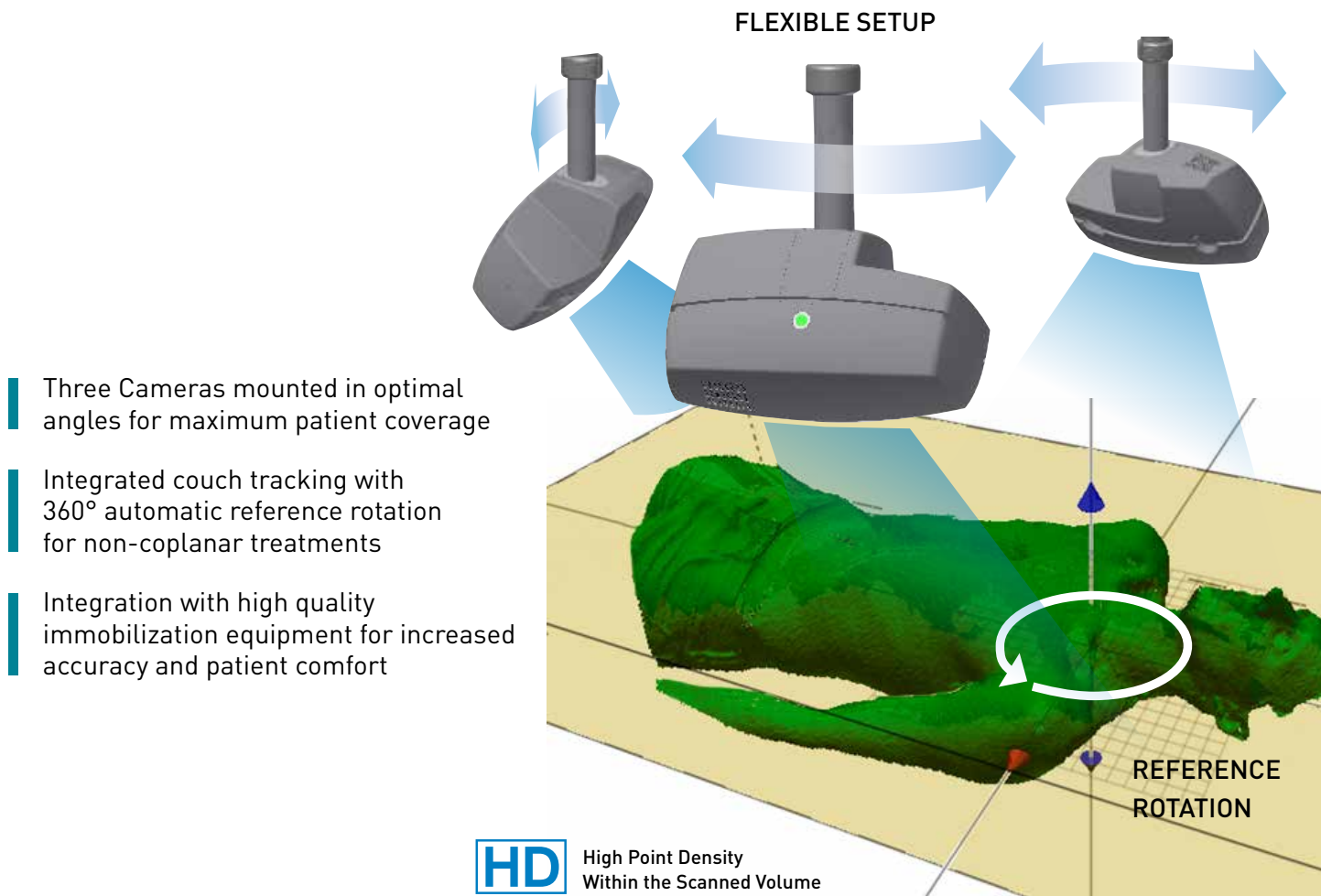


Photo courtesy of CDR systems

## Catalyst HD™

- Less Effort for the RT Centre
- More Comfort for the Patient

THE OPEN FACE MASK together with the Shoulder Support solution can be combined with the Catalyst HD™ functionality to achieve maximum accuracy in stereotactic radiation therapy.

# Catalyst HD™ supports the clinical workflow



## PATIENT SETUP AND POSITIONING

Posture errors projected directly on to the patient's skin ensures a correct patient setup and a higher accuracy in the patients position. With the posture error correction, time and effort for verification imaging can also be reduced.

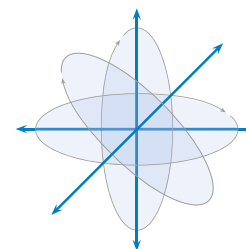


Posture error projection



## INTRA-FRACTION MOTION DETECTION

With 3D intra-fraction motion detection the initial accurate position of the patient is maintained throughout the treatment and permits maximum dose delivery within the target.

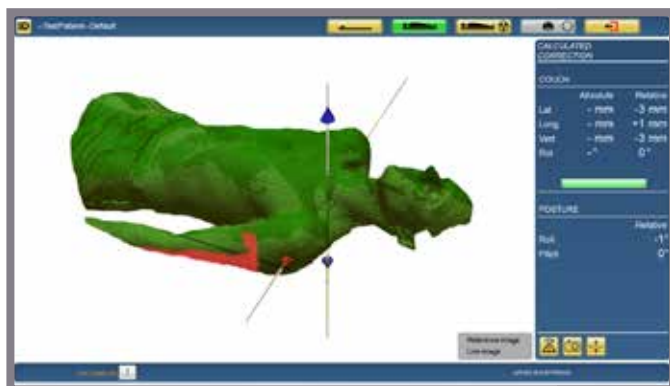


The Catalyst HD™ solution supports couch adjustments in 6DoF. With the interface to Varian and Elekta axial adjustments can be executed automatically.



## RESPIRATORY GATING

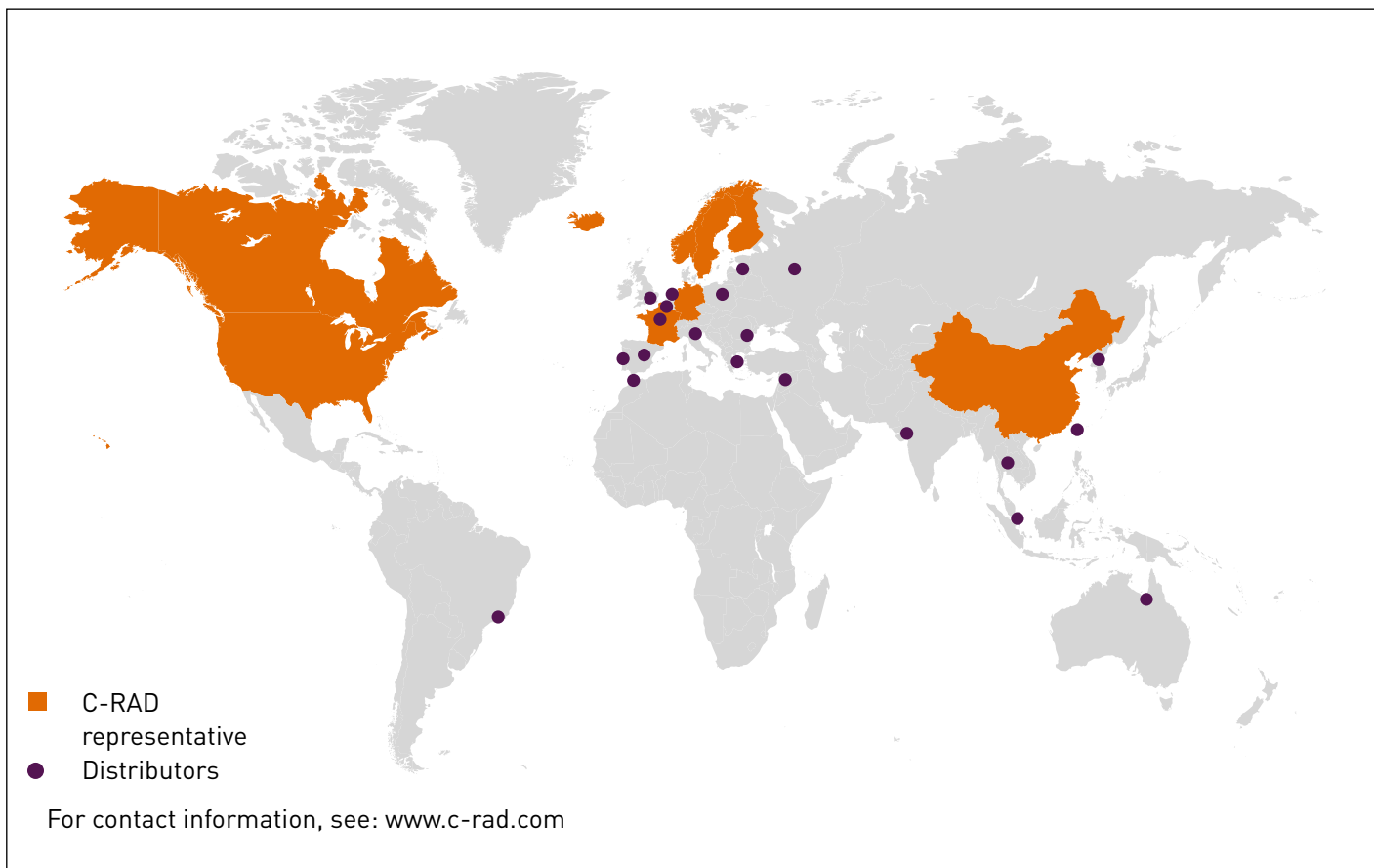
Using the gating solution with Audio Visual Coaching and the interface to Varian or Elekta enables the delivery of precisely-targeted radiation to moving tumors. This assures the most reproducible outcome and guaranties maximum patient safety.



## Intuitive User Interface

THE USER INTERFACE focuses on optimizing the clinical workflow and facilitates maximum patient throughput.

Wherever you are, we are close by.  
 With our global presence we serve most of our customers directly.



[www.c-rad.com/support](http://www.c-rad.com/support)  
[support@c-rad.com](mailto:support@c-rad.com)



**C-RAD Positioning AB**  
 Bredgränd 18,  
 SE-753 20 Uppsala, Sweden  
 Telephone: +46 18 666930  
 Fax: +46 18 126930  
[www.c-rad.com](http://www.c-rad.com)

**C-RAD Inc.**  
 70 SE 4th Ave  
 Delray Beach, FL 33483, USA  
 Telephone: +1 561 742 9260  
 Fax: +1 561 742 9259  
[www.c-rad.com](http://www.c-rad.com)

**C-RAD GmbH**  
 Wittestr. 30 K  
 13509 Berlin, Germany  
 Telephone: +49 30 609847560  
 Fax: +49 30 609847569  
[www.c-rad.com](http://www.c-rad.com)

**C-RAD**  
 Suite 3501 B, SOHO The Exchange,  
 No 1486 Nanjing W Rd,  
 [299 Tong Ren Rd] Shanghai, PRC, 200040  
 Phone: +86-21-61717290  
 Fax: +86-21-61717218  
[www.c-rad.com](http://www.c-rad.com)