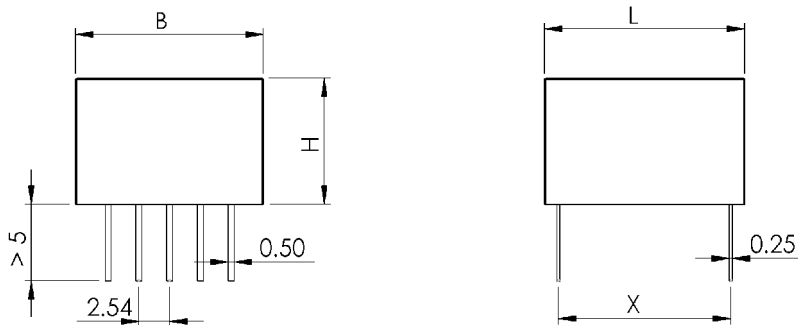
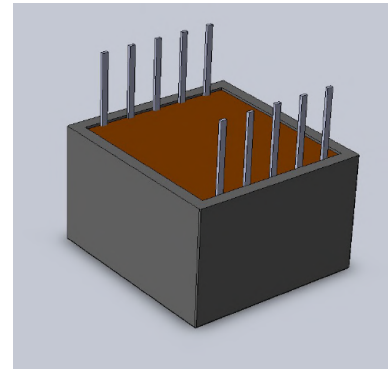
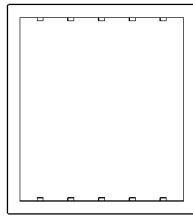


#6309

Power Electronics Capacitors

MKT 6-10.0 DIL K

Preliminary
data sheet

Printed circuit board mounting - Self-extinguishing plastic housing
Dielectric metallized polyester - Epoxy resin sealing UL 94-V0
Measurements and test CECC 30'000 - CECC 32'200

Parameter	Symbol	Value	Unit	Condition
Capacitance	C	10	μF	1 V / 1 kHz
Tolerance		± 10	%	
Rated voltage	Un DC	63	VDC	
Maximum current	I RMS max.	5.5	Aeff	200 kHz / 105 °C
Tangent delta	$\text{tg}\delta$	≤ 100	10^{-4}	1 kHz
Equivalent serie resistance	ESR	≤ 8.0	$\text{m}\Omega$	100 kHz
Stray inductance	ESL	≤ 7	nH	
Insulation resistance	Ri	> 125	$\text{M}\Omega$	63 VDC - 1 min
Test voltage between terminals	U T1	100	VDC	10 s
Climatic category		55/125/56		
Dimension	Symbol	Value	Unit	Conditions
Width	B max	15.5	mm	
Height	H max	10	mm	
Length	L max	16.5	mm	
Terminals	"DIL"	0.5 x 0.25	mm	
	X	14 \pm 0.4	mm	
	M1			
	M0			
	Modification	Date	Visa émetteur	

Condensateurs CH 1400 Yverdon-les-Bains
Kondensatoren Tel.: ++41 24 445 66 88
Capacitors Fax: ++41 24 445 66 89

Leclanché
Capacitors
A FRISCHER & TALESCHE EDVARNY

HJJ

17.06.2014

faisab6309.XLS