

Metallized Polypropylene Capacitors for AC / Impulsional Applications

Type KPS ... g

Applications


- Protection and Commutation
- Power Electronics
- Impulsional devices with intensive du/dt
- High Current
- Switching Power Supplies

Main Characteristics

- Dry film-foil technology
- Nominal Voltage: 630 VDC to 2000 VDC
- Climatic Category: 40/085/56
- Tolerances $\pm 10\%$, $\pm 5\%$, $\pm 2\%$
- Low ESR

Design

- Metallized Polypropylene film and foil
- Self-extinguishing plastic housing
- Tinned copper wire radial leads (insulated wire leads on request)
- Epoxy resin end-seal (UL-V0)



1.0 Rated Values and Operational Data

DC	Nominal Voltage U_N	$\leq 70^\circ\text{C}$	630	1000	1200	1500	2000
	Category Voltage U_c	85°C	500	800	960	1200	1600
	Test Voltage U_T	1 min / 23°C	1000	1600	1920	2400	3200
AC	Nominal Voltage U_{N-}	$\leq 70^\circ\text{C}$	300	400	450	500	500
	Category Voltage U_c	85°C	240	320	360	400	400
	Max. Transitory Voltage U_{Tmax-}	70°C	360	480	540	600	600

2.0 Capacitance Range

Cn =>	100 pF	1.0 nF	2.2 n	10.0 n	0.180 μ	0.220 μ	0.470 μ	0.560 μ	1.0 μ	1.8 μ F
630 VDC										
1000 VDC										
1200 VDC										
1500 VDC										
2000 VDC										

Leclanché Capacitors for Critical Applications and Extreme Environments.

Tel. +41 24 445 66 88 - Fax +41 24 445 66 89 capinfo@Lcap.ch www.Lcap.ch

Metallized Polypropylene Capacitors for AC / Impulsional Applications

Type KPS ... g

3.0 Characteristics

			Min	Typ.	Min
Dissipation Factor	tg δ	1 kHz, U < 5% U _N		2.0	5.0 x 10 ⁻⁴
		10 kHz, U < 5% U _N		3.0	5.0 x 10 ⁻⁴
Insulation resistance	R _i [MΩ]	500 V, 1min, 23°C, C ≤ 033 μF	1.0 x 10 ⁵		
Time Constant	R _i C [s]	500 V, 1 min, 23°C	33000		
Temperature Coefficient	α _c	ppm / °C		-200 ±125	
Long-term stability	ΔC / C [%]	23°C, 50% HR			± 0.5

4.0 Usage Limits

4.1 Limits of standard current

The upper limits of the standard current is determined by the following:

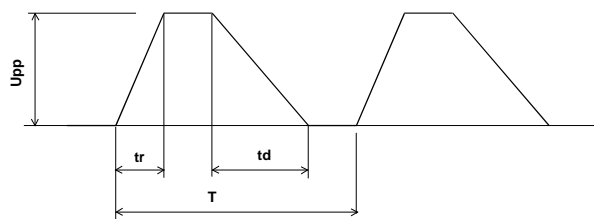
$$I_{rms} = \sqrt{\frac{1}{T} \int_0^T i^2(t) dt} \text{ and } I_{rms} \leq I_{eff \max}(f)$$

$$\text{With } I_{eff \max}(f) = I_{eff \max}(10\text{kHz}) \times \left(1 + \frac{f-10}{20}\right) \text{ for } 10 \text{ kHz} < f \leq 30 \text{ kHz}$$

$$\text{and } = 2 \times I_{eff \max}(10\text{kHz}) \text{ for } f > 30\text{kHz}$$

Conditions: I_{eff max} ≤ 12.5 A_{eff}, U (f) ≤ U_N (50Hz), internal heat Δθ ≤ 15 °C, T_{amb} ≤ 70°C

4.2 Use in impulsion



where tr, td indicate, respectively, the charge and discharge times, and T indicates the cycle in time

Leclanché Capacitors for Critical Applications and Extreme Environments.

Tel. +41 24 445 66 88 - Fax +41 24 445 66 89 capinfo@Lcap.ch www.Lcap.ch

Metallized Polypropylene Capacitors for AC / Impulsional Applications

Type KPS ... g

With $\left(\frac{du}{dt}\right)_N$ defining U_N et $T_{amb} \leq 70^\circ\text{C}$ (see data sheets)

Peak current is limited to $\hat{I}_{cr} [A] = C_N [\mu\text{F}] \times \left(\frac{du}{dt}\right)_N$

and

the maximum rise in voltage variation $\left(\frac{du}{dt}\right)_{max} = \frac{U_N}{U_{pp}} \times \left(\frac{du}{dt}\right)_N$

Maximum recurrence of frequency is determined by

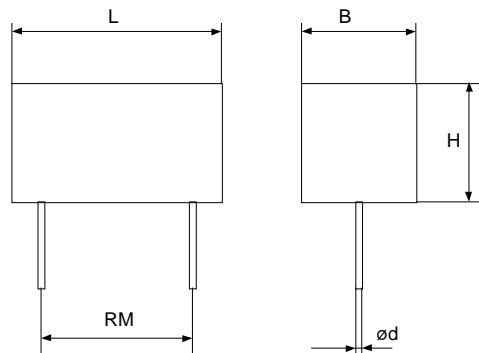
$fp \text{ max [p.p.s]} = \frac{1}{T} = \frac{I_{eff \text{ max}}^2 (f)}{I_{1cr}^2 \times t_r + I_{2cr}^2 \times t_s}$ with $\hat{I}_{cr1} [A] = C_N [\mu\text{F}] \times \frac{U_{pp}}{t_r}$

and $\hat{I}_{cr2} [A] = C_N [\mu\text{F}] \times \frac{U_{pp}}{td}$

given that $\frac{U_{pp}}{t_r}; \frac{U_{pp}}{td} \leq \left(\frac{du}{dt}\right)_{max}$

5.0 Dimensions, shape:

Capacitors are radial.



L [mm]	13	18	26.5	31.5	42
RM [mm]	10	15	22.5	27.5	37.5

ø d [mm]	
0.6	B ≤ 4 mm
0.8	B > 4 mm
1.0	RM 37.5 mm

Capacitors are delivered in bulk. On special request we can deliver tape-mounted.

Leclanché Capacitors for Critical Applications and Extreme Environments.

Tel. +41 24 445 66 88 - Fax +41 24 445 66 89 capinfo@Lcap.ch www.Lcap.ch

Metallized Polypropylene Capacitors for AC / Impulsional Applications

Type KPS ... g

KPS ... g 630 VDC

B4F1 Pos.	Type	Cn [nF]	Dimensions						dU / dt max [V / μ s]	\hat{I} s [A]	I _{rms} [A]
			Bac	B [mm]	H [mm]	L [mm]	\varnothing lead mm	RM [mm]			
1	KPS 63-110 g K	10	H	5.5	11.0	18.0	0.8	15.00	1'550	15.5	0.68
2	KPS 63-112 g K	12	H	5.5	11.0	18.0	0.8	15.00	1'550	18.8	0.74
3	KPS 63-115 g K	15	H	5.5	11.0	18.0	0.8	15.00	1'550	23.3	0.83
4	KPS 63-118 g K	18	I	6.5	12.5	18.0	0.8	15.00	1'550	28.0	0.98
5	KPS 63-122 g K	22	I	6.5	12.5	18.0	0.8	15.00	1'550	34.3	1.09
6	KPS 63-127 g K	27	J	8.5	14.5	18.0	0.8	15.00	1'550	42.0	1.36
7	KPS 63-133 g K	33	J	8.5	14.5	18.0	0.8	15.00	1'550	51.3	1.50
8	KPS 63-139 g K	39	K	7.0	15.5	26.5	0.8	22.50	950	37.3	1.86
9	KPS 63-147 g K	47	K	7.0	15.5	26.5	0.8	22.50	950	44.8	2.05
10	KPS 63-156 g K	56	L	8.5	18.0	26.5	0.8	22.50	950	53.3	2.46
11	KPS 63-168 g K	68	L	8.5	18.0	26.5	0.8	22.50	950	64.8	2.71
12	KPS 63-182 g K	82	L	8.5	18.0	26.5	0.8	22.50	950	78.0	2.97
13	KPS 63-010 g K	100	M	10.5	19.0	26.5	0.8	22.50	950	95.0	3.52
14	KPS 63-012 g K	120	M	10.5	19.0	26.5	0.8	22.50	950	114.0	3.85
15	KPS 63-015 g K	150	N	11.5	20.5	31.5	0.8	27.50	680	102.0	4.85
16	KPS 63-018 g K	180	N	11.5	20.5	31.5	0.8	27.50	680	122.5	5.31
17	KPS 63-022 g K	220	O	14.0	24.0	31.5	0.8	27.50	680	149.8	6.52
18	KPS 63-027 g K	270	O	14.0	24.0	31.5	0.8	27.50	680	183.8	7.22
19	KPS 63-033 g K	330	O	14.0	24.0	31.5	0.8	27.50	680	224.5	7.98
20	KPS 63-039 g K	390	P	18.0	27.5	31.5	0.8	27.50	680	265.3	9.73
21	KPS 63-047 g K	470	P	18.0	27.5	31.5	0.8	27.50	680	319.8	10.68
22	KPS 63-056 g K	560	Q	18.0	29.0	42.0	1.0	37.50	400	224.0	12.50
23	KPS 63-068 g K	680	Q	18.0	29.0	42.0	1.0	37.50	400	272.0	12.50
24	KPS 63-082 g K	820	Q	18.0	29.0	42.0	1.0	37.50	400	328.0	12.50
25	KPS 63-1.0 g K	1'000	R	20.0	33.5	42.0	1.0	37.50	400	400.0	12.50
26	KPS 63-1.2 g K	1'200	R	20.0	33.5	42.0	1.0	37.50	400	480.0	12.50
27	KPS 63-1.5 g K	1'500	S	25.0	40.0	42.0	1.0	37.50	400	600.0	12.50
28	KPS 63-1.8 g K	1'800	S	25.0	40.0	42.0	1.0	37.50	400	720.0	12.50

Leclanché Capacitors for Critical Applications and Extreme Environments.

Tel. +41 24 445 66 88 - Fax +41 24 445 66 89 capinfo@Lcap.ch www.Lcap.ch

Metallized Polypropylene Capacitors for AC / Impulsional Applications

Type KPS ... g

KPS ... g 1000 VDC

B4F1	Type	Cn	Dimensions						dU / dt max	Î s	I _{rms}
			Pos.	[nF]	Bac	B [mm]	H [mm]	L [mm]			
5	KPS 100-222 g K	2.2	H	5.5	11.0	18.0	0.8	15.00	1'550	3.5	0.32
6	KPS 100-227 g K	2.7	H	5.5	11.0	18.0	0.8	15.00	1'550	4.5	0.35
7	KPS 100-233 g K	3.3	H	5.5	11.0	18.0	0.8	15.00	1'550	5.5	0.39
8	KPS 100-239 g K	3.9	H	5.5	11.0	18.0	0.8	15.00	1'550	6.5	0.42
9	KPS 100-247 g K	4.7	H	5.5	11.0	18.0	0.8	15.00	1'550	7.5	0.46
10	KPS 100-256 g K	5.6	H	5.5	11.0	18.0	0.8	15.00	1'550	9.0	0.51
11	KPS 100-268 g K	6.8	I	6.5	12.5	18.0	0.8	15.00	1'550	11.0	0.61
12	KPS 100-282 g K	8.2	I	6.5	12.5	18.0	0.8	15.00	1'550	13.0	0.67
13	KPS 100-110 g K	10	K	7.0	15.5	26.5	0.8	22.50	950	9.5	0.95
14	KPS 100-112 g K	12	K	7.0	15.5	26.5	0.8	22.50	950	11.5	1.04
15	KPS 100-115 g K	15	K	7.0	15.5	26.5	0.8	22.50	950	14.5	1.16
16	KPS 100-118 g K	18	K	7.0	15.5	26.5	0.8	22.50	950	17.5	1.27
17	KPS 100-122 g K	22	L	8.5	18.0	26.5	0.8	22.50	950	21.0	1.54
18	KPS 100-127 g K	27	L	8.5	18.0	26.5	0.8	22.50	950	26.0	1.71
19	KPS 100-133 g K	33	M	10.5	19.0	26.5	0.8	22.50	950	31.5	2.02
20	KPS 100-139 g K	39	M	10.5	19.0	26.5	0.8	22.50	950	37.5	2.20
21	KPS 100-147 g K	47	N	11.5	20.5	31.5	0.8	27.50	680	32.0	2.72
22	KPS 100-156 g K	56	N	11.5	20.5	31.5	0.8	27.50	680	38.5	2.96
23	KPS 100-168 g K	68	N	11.5	20.5	31.5	0.8	27.50	680	46.5	3.27
24	KPS 100-182 g K	82	O	14.0	24.0	31.5	0.8	27.50	680	56.0	3.98
25	KPS 100-010 g K	100	O	14.0	24.0	31.5	0.8	27.50	680	68.0	4.39
26	KPS 100-012 g K	120	O	14.0	24.0	31.5	0.8	27.50	680	82.0	4.81
27	KPS 100-015 g K	150	P	18.0	27.5	31.5	0.8	27.50	680	102.0	6.03
28	KPS 100-018 g K	180	P	18.0	27.5	31.5	0.8	27.50	680	122.5	6.61
29	KPS 100-022 g K	** 220	Q	18.0	29.0	42.0	1.0	37.50	400	88.0	8.31
30	KPS 100-027 g K	** 270	Q	18.0	29.0	42.0	1.0	37.50	400	108.0	9.21
31	KPS 100-033 g K	** 330	Q	18.0	29.0	42.0	1.0	37.50	400	132.0	10.18
32	KPS 100-039 g K	** 390	R	20.0	33.5	42.0	1.0	37.50	400	156.0	11.96
33	KPS 100-047 g K	470	S	25.0	40.0	42.0	1.0	37.50	400	188.0	12.50
34	KPS 100-056 g K	560	S	25.0	40.0	42.0	1.0	37.50	400	224.0	12.50

Leclanché Capacitors for Critical Applications and Extreme Environments.

Tel. +41 24 445 66 88 - Fax +41 24 445 66 89 capinfo@Lcap.ch www.Lcap.ch

Metallized Polypropylene Capacitors for AC / Impulsional Applications

Type KPS ... g

KPS ... g 1200 VDC

B4F1	Type	Cn	Dimensions						dU / dt max	Î s	I _{rms}
			Bac	B [mm]	H [mm]	L [mm]	ø lead mm	RM [mm]			
1	KPS 120-210 g K	1.00	H	5.5	11.0	18.0	0.8	15.00	3'080	3.5	0.22
2	KPS 120-212 g K	1.20	H	5.5	11.0	18.0	0.8	15.00	3'080	4.0	0.24
3	KPS 120-215 g K	1.50	H	5.5	11.0	18.0	0.8	15.00	3'080	5.0	0.26
4	KPS 120-218 g K	1.80	H	5.5	11.0	18.0	0.8	15.00	3'080	6.0	0.29
5	KPS 120-222 g K	2.20	H	5.5	11.0	18.0	0.8	15.00	3'080	7.0	0.32
6	KPS 120-227 g K	2.70	H	5.5	11.0	18.0	0.8	15.00	3'080	8.5	0.35
7	KPS 120-233 g K	3.30	I	6.5	12.5	18.0	0.8	15.00	3'080	10.5	0.42
8	KPS 120-239 g K	3.90	I	6.5	12.5	18.0	0.8	15.00	3'080	12.5	0.46
9	KPS 120-247 g K	4.70	I	6.5	12.5	18.0	0.8	15.00	3'080	14.5	0.50
10	KPS 120-256 g K	5.60	J	8.5	14.5	18.0	0.8	15.00	3'080	17.5	0.62
11	KPS 120-268 g K	6.80	J	8.5	14.5	18.0	0.8	15.00	3'080	21.0	0.68
12	KPS 120-282 g K	8.20	J	8.5	14.5	18.0	0.8	15.00	3'080	25.5	0.75
13	KPS 120-110 g K	10.00	K	7.0	15.5	26.5	0.8	22.50	1'890	19.0	0.95
14	KPS 120-112 g K	12.00	L	8.5	18.0	26.5	0.8	22.50	1'890	23.0	1.14
15	KPS 120-115 g K	15.00	L	8.5	18.0	26.5	0.8	22.50	1'890	28.5	1.27
16	KPS 120-118 g K	18.00	L	8.5	18.0	26.5	0.8	22.50	1'890	34.5	1.40
17	KPS 120-122 g K	22.00	M	10.5	19.0	26.5	0.8	22.50	1'890	42.0	1.65
18	KPS 120-127 g K	27.00	M	10.5	19.0	26.5	0.8	22.50	1'890	51.5	1.83
19	KPS 120-133 g K	33.00	N	11.5	20.5	31.5	0.8	27.50	1'370	45.5	2.28
20	KPS 120-139 g K	39.00	N	11.5	20.5	31.5	0.8	27.50	1'370	53.5	2.47
21	KPS 120-147 g K	47.00	O	14.0	24.0	31.5	0.8	27.50	1'370	64.5	3.01
22	KPS 120-156 g K	56.00	O	14.0	24.0	31.5	0.8	27.50	1'370	77.0	3.29
23	KPS 120-168 g K	68.00	O	14.0	24.0	31.5	0.8	27.50	1'370	93.5	3.62
24	KPS 120-182 g K	82.00	P	18.0	27.5	31.5	0.8	27.50	1'370	112.5	4.46
25	KPS 120-010 g K	100.00	P	18.0	27.5	31.5	0.8	27.50	1'370	137.0	4.93
26	KPS 120-012 g K	120.00	P	18.0	27.5	31.5	0.8	27.50	1'370	164.5	5.40
27	KPS 120-015 g K	150.00	Q	18.0	29.0	42.0	1.0	37.50	880	132.0	6.86
28	KPS 120-018 g K	180.00	Q	18.0	29.0	42.0	1.0	37.50	880	158.5	7.52
29	KPS 120-022 g K	**220.00	R	20.0	33.5	42.0	1.0	37.50	880	194.0	8.99
30	KPS 120-027 g K	**270.00	R	20.0	33.5	42.0	1.0	37.50	880	238.0	9.95
31	KPS 120-033 g K	**330.00	S	25.0	40.0	42.0	1.0	37.50	880	290.5	12.44
32	KPS 120-039 g K	**390.00	S	25.0	40.0	42.0	1.0	37.50	880	343.5	12.50
33	KPS 120-047 g K	470.00	S	25.0	40.0	42.0	1.0	37.50	880	414.0	12.50
37											

Leclanché Capacitors for Critical Applications and Extreme Environments.

Tel. +41 24 445 66 88 - Fax +41 24 445 66 89 capinfo@Lcap.ch www.Lcap.ch

Metallized Polypropylene Capacitors for AC / Impulsional Applications

Type KPS ... g

KPS ... g 1500 VDC

B4F1	Type	Cn	Dimensions						dU / dt max	Î s	I _{rms}
			Pos.	[nF]	Bac	B [mm]	H [mm]	L [mm]			
1	KP 150-310 g K	0.100	D	3.5	8.5	13.0	0.6	10.00	16'000	2.0	0.05
2	KP 150-312 g K	0.120	D	3.5	8.5	13.0	0.6	10.00	16'000	2.0	0.06
3	KP 150-315 g K	0.150	D	3.5	8.5	13.0	0.6	10.00	16'000	2.5	0.06
4	KP 150-318 g K	0.180	E	4.0	9.0	13.0	0.6	10.00	16'000	3.0	0.07
5	KP 150-322 g K	0.220	E	4.0	9.0	13.0	0.6	10.00	16'000	4.0	0.08
6	KP 150-327 g K	0.270	E	4.0	9.0	13.0	0.6	10.00	16'000	4.5	0.09
7	KP 150-333 g K	0.330	F	5.0	10.5	13.0	0.8	10.00	16'000	5.5	0.11
8	KP 150-339 g K	0.390	F	5.0	10.5	13.0	0.8	10.00	16'000	6.5	0.12
9	KP 150-347 g K	0.470	G	6.0	11.5	13.0	0.8	10.00	16'000	8.0	0.14
10	KP 150-356 g K	0.560	G	6.0	11.5	13.0	0.8	10.00	16'000	9.0	0.15
11	KP 150-368 g K	0.680	G	6.0	11.5	13.0	0.8	10.00	16'000	11.0	0.16
12	KP 150-382 g K	0.820	G	6.0	11.5	13.0	0.8	10.00	16'000	13.5	0.18
13	KPS 150-210 g K	1.0	H	5.5	11.0	18.0	0.8	15.00	5'100	5.5	0.22
14	KPS 150-212 g K	1.2	H	5.5	11.0	18.0	0.8	15.00	5'100	6.5	0.24
15	KPS 150-215 g K	1.5	H	5.5	11.0	18.0	0.8	15.00	5'100	8.0	0.26
16	KPS 150-218 g K	1.8	H	5.5	11.0	18.0	0.8	15.00	5'100	9.5	0.29
17	KPS 150-222 g K	2.2	H	5.5	11.0	18.0	0.8	15.00	5'100	11.5	0.32
18	KPS 150-227 g K	2.7	I	6.5	12.5	18.0	0.8	15.00	5'100	14.0	0.38
19	KPS 150-233 g K	3.3	I	6.5	12.5	18.0	0.8	15.00	5'100	17.0	0.42
20	KPS 150-239 g K	3.9	J	8.5	14.5	18.0	0.8	15.00	5'100	20.0	0.52
21	KPS 150-247 g K	4.7	J	8.5	14.5	18.0	0.8	15.00	5'100	24.0	0.57
22	KPS 150-256 g K	5.6	J	8.5	14.5	18.0	0.8	15.00	5'100	29.0	0.62
23	KPS 150-268 g K	6.8	K	7.0	15.5	26.5	0.8	22.50	2'800	19.5	0.78
24	KPS 150-282 g K	8.2	K	7.0	15.5	26.5	0.8	22.50	2'800	23.0	0.86
13	KPS 150-110 g K	10	L	8.5	18.0	26.5	0.8	22.50	2'800	28.0	1.04
14	KPS 150-112 g K	12	L	8.5	18.0	26.5	0.8	22.50	2'800	34.0	1.14
15	KPS 150-115 g K	15	L	8.5	18.0	26.5	0.8	22.50	2'800	42.0	1.27
16	KPS 150-118 g K	18	M	10.5	19.0	26.5	0.8	22.50	2'800	50.5	1.49
17	KPS 150-122 g K	22	N	11.5	20.5	31.5	0.8	27.50	1'900	42.0	1.86
18	KPS 150-127 g K	27	N	11.5	20.5	31.5	0.8	27.50	1'900	51.5	2.06
19	KPS 150-133 g K	33	N	11.5	20.5	31.5	0.8	27.50	1'900	63.0	2.28
20	KPS 150-139 g K	39	O	14.0	24.0	31.5	0.8	27.50	1'900	74.5	2.75
21	KPS 150-147 g K	47	O	14.0	24.0	31.5	0.8	27.50	1'900	89.5	3.01
22	KPS 150-156 g K	56	O	14.0	24.0	31.5	0.8	27.50	1'900	106.5	3.29
23	KPS 150-168 g K	68	P	18.0	27.5	31.5	0.8	27.50	1'900	129.5	4.06
24	KPS 150-182 g K	82	P	18.0	27.5	31.5	0.8	27.50	1'900	156.0	4.46
25	KPS 150-010 g K	100	Q	18.0	29.0	42.0	1.0	37.50	1'100	110.0	5.61
26	KPS 150-012 g K	120	Q	18.0	29.0	42.0	1.0	37.50	1'100	132.0	6.14
27	KPS 150-015 g K	150	Q	18.0	29.0	42.0	1.0	37.50	1'100	165.0	6.86
28	KPS 150-018 g K	180	R	20.0	33.5	42.0	1.0	37.50	1'100	198.0	8.13
29	KPS 150-022 g K	** 220	R	20.0	33.5	42.0	1.0	37.50	1'100	242.0	8.99

Leclanché Capacitors for Critical Applications and Extreme Environments.

Tel. +41 24 445 66 88 - Fax +41 24 445 66 89 capinfo@Lcap.ch www.Lcap.ch

Metallized Polypropylene Capacitors for AC / Impulsional Applications

Type KPS ... g

KPS ... g 2000 VDC

B4F1	Type	Cn [nF]	Dimension						dU / dt max [V / μ s]	\hat{I} s [A]	I _{rms} [A]
			Bac	B [mm]	H [mm]	L [mm]	\varnothing fil [mm]	RM [mm]			
1	KPS 200-210 g K	1.0	H	5.5	11.0	18.0	0.8	15.00	6'800	7.0	0.22
2	KPS 200-212 g K	1.2	H	5.5	11.0	18.0	0.8	15.00	6'800	8.5	0.24
3	KPS 200-215 g K	1.5	H	5.5	11.0	18.0	0.8	15.00	6'800	10.5	0.26
4	KPS 200-218 g K	1.8	I	6.5	12.5	18.0	0.8	15.00	6'800	12.5	0.31
5	KPS 200-222 g K	2.2	I	6.5	12.5	18.0	0.8	15.00	6'800	15.0	0.35
6	KPS 200-227 g K	2.7	J	8.5	14.5	18.0	0.8	15.00	6'800	18.5	0.43
7	KPS 200-233 g K	3.3	J	8.5	14.5	18.0	0.8	15.00	6'800	22.5	0.48
8	KPS 200-239 g K	3.9	J	8.5	14.5	18.0	0.8	15.00	6'800	27.0	0.52
9	KPS 200-247 g K	4.7	K	7.0	15.5	26.5	0.8	22.50	3'700	17.5	0.65
10	KPS 200-256 g K	5.6	L	8.5	18.0	26.5	0.8	22.50	3'700	21.0	0.78
11	KPS 200-268 g K	6.8	L	8.5	18.0	26.5	0.8	22.50	3'700	25.5	0.86
12	KPS 200-282 g K	8.2	M	10.5	19.0	26.5	0.8	22.50	3'700	30.5	1.01
13	KPS 200-110 g K	10	M	10.5	19.0	26.5	0.8	22.50	3'700	37.0	1.12
14	KPS 200-112 g K	12	M	10.5	19.0	26.5	0.8	22.50	3'700	44.5	1.22
15	KPS 200-115 g K	15	N	11.5	20.5	31.5	0.8	27.50	2'500	37.5	1.54
16	KPS 200-118 g K	18	N	11.5	20.5	31.5	0.8	27.50	2'500	45.0	1.68
17	KPS 200-122 g K	22	O	14.0	24.0	31.5	0.8	27.50	2'500	55.0	2.06
18	KPS 200-127 g K	27	O	14.0	24.0	31.5	0.8	27.50	2'500	67.5	2.29
19	KPS 200-133 g K	33	O	14.0	24.0	31.5	0.8	27.50	2'500	82.5	2.53
20	KPS 200-139 g K	39	P	18.0	27.5	31.5	0.8	27.50	2'500	97.5	3.08
21	KPS 200-147 g K	47	P	18.0	27.5	31.5	0.8	27.50	2'500	117.5	3.38
22	KPS 200-156 g K	56	Q	18.0	29.0	42.0	1.0	37.50	1'400	78.5	4.20
23	KPS 200-168 g K	68	Q	18.0	29.0	42.0	1.0	37.50	1'400	95.5	4.62
24	KPS 200-182 g K	82	R	20.0	33.5	42.0	1.0	37.50	1'400	115.0	5.49
25	KPS 200-010 g K	100	R	20.0	33.5	42.0	1.0	37.50	1'400	140.0	6.06
26	KPS 200-012 g K	120	R	20.0	33.5	42.0	1.0	37.50	1'400	168.0	6.64
27	KPS 200-015 g K	150	S	25.0	40.0	42.0	1.0	37.50	1'400	210.0	8.39
28	KPS 200-018 g K	180	S	25.0	40.0	42.0	1.0	37.50	1'400	252.0	9.19

Leclanché Capacitors for Critical Applications and Extreme Environments.

Tel. +41 24 445 66 88 - Fax +41 24 445 66 89 capinfo@Lcap.ch www.Lcap.ch