


## FEATURES

- Cylindrical leadless type for surface mounting.
- Long life, 5,000\* hours @ 105°C.  
\*(3,000 hours for 10 x 13.5) (4,000 hours for 10 x 17.5)
- 4 Terminal for extra stability.
- Solvent resistant (2 minutes).
- Designed for automatic mounting and reflow soldering.

Note: Unless otherwise specified here, the capacitor shall conform to JIC-C-5141 and 5102.



## PART NUMBERING

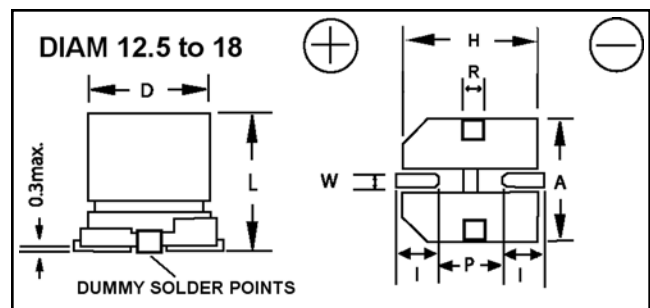
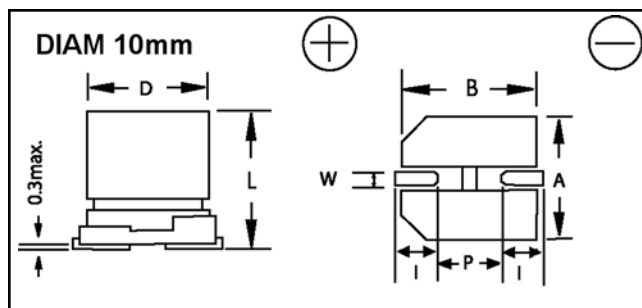
Part Number Example: **MXLH-160/470M16X17TR13F**

MXLH	-	160	/	470	M	16X17	TR	13	F
Type		Rated DC Voltage		Capacitance Code (μF)*	Tolerance Code	Size	Package Code**	Reel Size	RoHs Compliant

\* Capacitance Code: First two digits represent significant figure, third digit represents multiplier (number of zeros).  
\*\* Package Code: TR = Tape & Reel.

## SPECIFICATIONS

Performance Characteristics							
Operating Temperature Range	-25°C ~ +105°C.						
Voltage Range	160VDC ~ 450VDC.						
Capacitance Range	2.2μF ~ 100μF.						
Capacitance Tolerance	±20%.						
Maximum Dissipation Factor (20°C, 120Hz)	Rated Voltage (WVDC)	160	200	250	350	400	450
	DF %	15	15	15	20	24	24
Maximum Leakage Current (20°C) (after 2 minutes)	0.06CV + 10μA.						



## DIMENSIONS (mm)

Case Size	dØ ± 0.5	L ± 0.5	A ± 0.2	B ± 0.2	I ± 0.3	W	P ± 0.2
10 x 13.5	10	14	10.3	10.3	3.5	0.7 - 1.1	4.6
10 x 17.5	10	18	10.3	10.3	3.5	0.7 - 1.1	4.6
12.5 x 16.5	12.5	17	13.5	12.8	4.7	0.6 - 1.2	4.4
16 x 16.5	16	17	17	16.3	5.5	0.9 - 1.5	6.7
16 x 21.5	16	22	17	16.3	5.5	0.9 - 1.5	6.7
18 x 16.5	18	17	19	18.8	6.5	0.9 - 1.5	6.7
18 x 21.5	18	22	19	18.8	6.5	0.9 - 1.5	6.7

**STANDARD PRODUCT TABLE**

Cap. (µF)	Code	WVDC					
		160	200	250	350	400	450
2.2	2R2						10 x 13.5
3.3	3R3					10 x 13.5	10 x 17.5
4.7	4R7					10 x 17.5	12.5 x 16.5
10	100	10 x 13.5		10 x 17.5	16 x 16.5	16 x 16.5	18 x 16.5
22	220		12.5 x 16.5	16 x 16.5	18 x 16.5	16 x 21.5	18 x 21.5
33	330	12.5 x 16.5	16 x 16.5	18 x 16.5	16 x 21.5	18 x 21.5	
47	470	16 x 16.5	18 x 16.5	16 x 21.5	18 x 21.5		
68	680	16 x 21.5 18 x 16.5	16 x 21.5	18 x 21.5			
100	101	18 x 21.5	18 x 21.5				

**MAXIMUM RIPPLE (mA rms @ 120Hz & 105°C)**

Cap. (µF)	WVDC					
	160	200	250	350	400	450
2.2						29
3.3					40	41
4.7					50	49
10	70		88	270	250	310
22		470	560	350	410	560
33	470	600	560	480	600	
47	600	600	710	670		
68	750	750	990			
100	1060	1060				

**MAXIMUM ESR (Ω @ 120Hz & 20°C)**

Cap. (µF)	WVDC					
	160	200	250	350	400	450
2.2						181
3.3					121	121
4.7					84.8	84.8
10	24.9		24.9	33.2	39.9	39.9
22		11.3	11.3	15.1	18.1	18.1
33	7.55	7.55	7.55	10.1	12.1	
47	5.3	5.3	5.3	7.07		
68	3.66	3.66	3.66			
100	2.49	2.49				